



Solar Water Heaters

*High Capacity 1.5" Internal Coil Heat Exchanger with
Optional 4500W Supplemental Electric Heating Element
and Second Coil Heat Exchanger for Auxiliary Heat Source*

- **Six-Year Limited Tank/Heat Exchanger Warranty**
– Residential Installations
 - **Three-Year Limited Tank/Heat Exchanger Warranty**
– Commercial Installations
- 4500W electric heating element (optional)
 - 45 to 110 gallon capacities
 - Glass-fused-to-steel water tank
 - 1" NPT connections
 - Ecomate® insulation
 - Steel exterior with powder coat finish
 - Two magnesium anodes
 - Factory installed brass drain valve
 - Factory installed T&P valve
 - Precision manufactured tank - high quality steel to assure strength and durability
 - Made in the USA



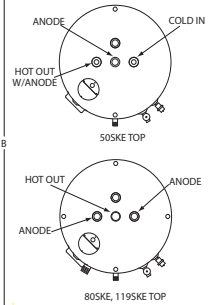
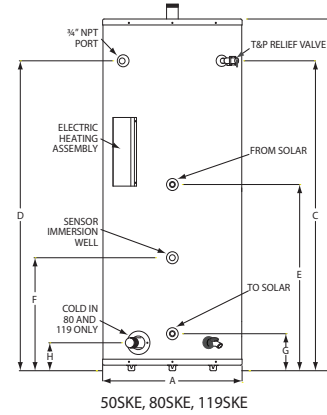
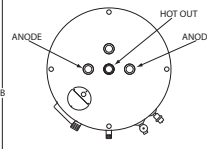
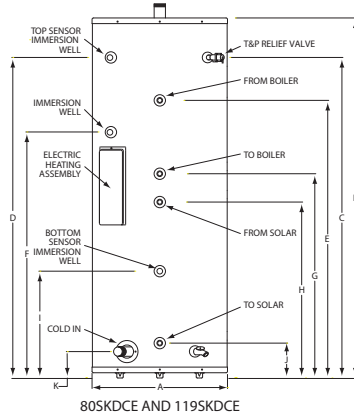
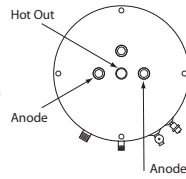
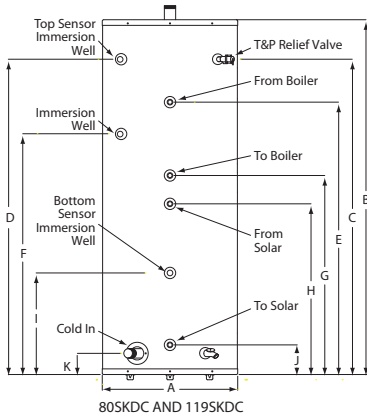
EnviroStor[™]
SOLAR WATER HEATERS

WE TAKE WATER HEATERS PERSONALLY



EnviroStor™
SOLAR WATER HEATERS

This product is available from:



Model	Actual Tank Volume (gal)	First Draw - lower coil only (gal)	First Draw - upper coil only (gal)	Heat Source Friction Loss* - lower coil only (ft. w.c.)	Heat Source Friction Loss** - upper coil only (ft. w.c.)	FIRST HOUR RATING (gal) @ Coil Output (Btu/hr)											
						LOWER (SOLAR) COIL ONLY						UPPER (BOILER) COIL ONLY					
						130°F, 1 GPM [†]	130°F, 3 GPM [†]	140°F, 1 GPM [†]	140°F, 3 GPM [†]	150°F, 1 GPM [†]	150°F, 3 GPM [†]	180°F, 8 GPM [†]	180°F, 10 GPM [†]	180°F, 14 GPM [†]	200°F, 8 GPM [†]	200°F, 10 GPM [†]	200°F, 14 GPM [†]
50SKE	45	40	n/a	0.3	n/a	53 @ 8,190	60 @ 12,860	63 @ 14,370	77 @ 23,880	68 @ 17,810	88 @ 30,870						
80SKE	75	70	n/a	0.4	n/a	85 @ 9,420	93 @ 14,790	96 @ 16,530	113 @ 27,460	102 @ 20,480	125 @ 35,500						
119SKE	110	102	n/a	0.4	n/a	117 @ 9,420	125 @ 14,790	128 @ 16,530	145 @ 27,460	134 @ 20,480	157 @ 35,500						
80SKDC	73	68	40	n/a	2.8	83 @ 9,420	91 @ 14,790	94 @ 16,530	111 @ 27,460	100 @ 20,480	123 @ 35,500	151 @ 67,190	155 @ 69,820	165 @ 73,780	181 @ 85,390	192 @ 91,360	199 @ 95,710
119SKDC	108	100	50	n/a	2.8	115 @ 9,420	123 @ 14,790	126 @ 16,530	143 @ 27,460	132 @ 20,480	155 @ 35,500	161 @ 67,190	165 @ 69,820	175 @ 73,780	191 @ 85,390	202 @ 91,360	209 @ 95,710

* @ 3 GPM

** @ 14 GPM

Coil Input (temperature, flow rate). Ratings based on 77°F rise with 58°F inlet potable water.

Note: First Hour Rating = First Draw + Continuous Draw

Model	Electric Element	Number of Coils	Storage GAL (L)	Dimensions in Inches (cm)											Shipping Weight LBS (kg)
				A	B	C	D	E	F	G	H	I	J	K	
50SKE	X	1	45 (170.34)	22.00 (55.88)	48.25 (122.56)	39.75 (100.97)	39.75 (100.97)	31.50 (80.01)	16.75 (42.55)	6.50 (16.51)	N/A	N/A	N/A	N/A	241 (109.32)
80SKE	X	1	75 (283.91)	24.00 (60.96)	64.00 (162.56)	57.12 (145.08)	57.12 (145.08)	31.50 (80.01)	19.25 (48.90)	6.50 (16.51)	5.00 (12.70)	N/A	N/A	N/A	307 (139.25)
80SKDC		2	73 (276.34)	24.00 (60.96)	64.00 (162.56)	57.12 (145.08)	57.12 (145.08)	49.50 (125.73)	46.87 (119.05)	36.50 (92.71)	31.50 (80.01)	19.25 (48.90)	6.50 (16.51)	5.00 (12.70)	327 (148.32)
80SKDCE	X	2	73 (276.34)	24.00 (60.96)	64.00 (162.56)	57.12 (145.08)	57.12 (145.08)	49.50 (125.73)	46.87 (119.05)	36.50 (92.71)	31.50 (80.01)	19.25 (48.90)	6.50 (16.51)	5.00 (12.70)	337 (152.86)
119SKE	X	1	110 (416.40)	28.00 (71.12)	65.00 (165.10)	57.75 (146.69)	57.75 (146.69)	33.75 (85.73)	16.25 (41.28)	8.75 (22.23)	6.50 (16.51)	N/A	N/A	N/A	407 (184.61)
119SKDC		2	108 (408.82)	28.00 (71.12)	65.00 (165.10)	57.75 (146.69)	57.75 (146.69)	51.75 (131.45)	49.12 (124.76)	38.75 (98.43)	33.75 (85.73)	16.25 (41.28)	8.75 (22.23)	6.50 (16.51)	427 (193.68)
119SKDCE	X	2	108 (408.82)	28.00 (71.12)	65.00 (165.10)	57.75 (146.69)	57.75 (146.69)	51.75 (131.45)	49.12 (124.76)	38.75 (98.43)	33.75 (85.73)	16.25 (41.28)	8.75 (22.23)	6.50 (16.51)	437 (198.22)

Warning: Installation should be in accordance with all national and/or local codes. In the absence of local codes, refer to NFPA 54.

Caution: The recommended maximum hot water temperature setting for normal residential use is 120°F. Manufacturer recommends a tempering valve or anti-scald valve be installed and used according to the manufacturer's directions to prevent scalding.

Pressures (all): Working pressure, 150 psi; testing pressure, 300 psi **Electrical Rating: ("E" models only):** 4.5 kW, 240V

www.bockwaterheaters.com

110 South Dickinson Street Madison, Wisconsin 53703

Toll Free 800-794-2491 • Phone 608-257-2225 • Fax 608-257-5304

Doc# ES102 SK Rev. 4-17