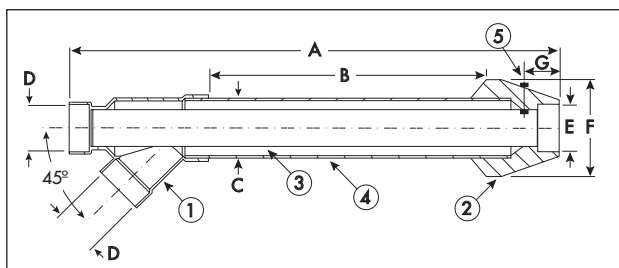




Concentric Vent Kits

- Pipe-in-pipe kits allow for both exhaust and intake pipes to penetrate the roof or side wall through only one hole
- Certified with mechanically fastened rain caps
 - *Easily removable for cleaning or replacement*
- Available in 3" and 4" white PVC



- 1 Wye - (Concentric) 4 Fresh Air Intake Pipe (Outer)
 2 Rain Cap 5 Stainless Steel Bolt & Nut
 3 Exhaust Vent Pipe (Inner)

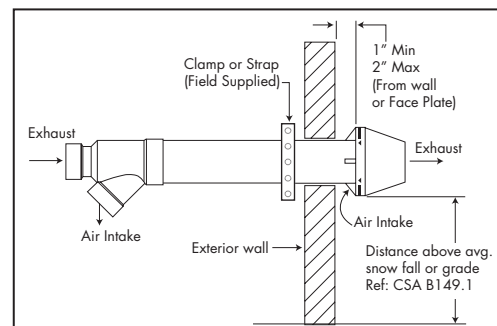
Concentric Vent Termination Kits Include:		Dimension (Inches)						
		A	B*	C=	Nominal Pipe Size		F	G
Material	Concentric Kit				D	E		
PVC	3" x 20"	36.1	20.0	4.5	3	3	8.75	2.25
PVC	4" x 36"	56.0	37.3	6.62	4	4	10.00	10.00

B* Dimension be may be shortened to a minimum of 12". Inner pipe (item 3) must remain "F" inches longer than the outer pipe (item 4). Cut pipe ends square and solvent weld as outlined in the System 636 installation manual.

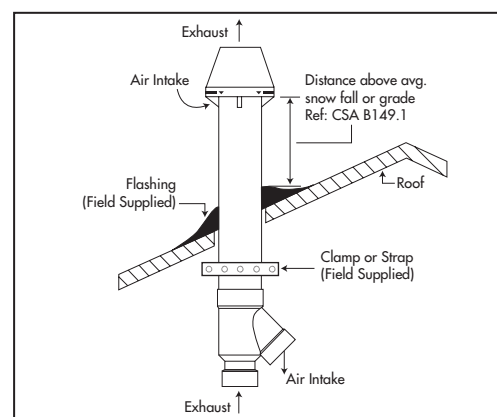
C= Installation cutout should be at least 1/2" larger than dimension "C".

Lengthening the units is not permitted.

Wall Termination



Roof Termination



WE TAKE WATER HEATERS PERSONALLY

bockwaterheaters.com

110 South Dickinson Street Madison, Wisconsin 53703

Toll Free 800-794-2491 • Phone 608-257-2225 • Fax 608-257-5304